

Parent Meeting Set 1 Sounds





Teach a child to read and keep that child reading and we will change everything.

And I mean everything.

Jeanette Winterson

What is phonics?

Sounds (graphemes)

m	a	t
---	---	---

mat

sh	i	p
----	---	---

ship

demonstrate, containing, roamed, trivial, injured,
whimper

Some codes are easier than others

English



44 speech sounds
26 letters
150+ graphemes

Spanish



24 speech sounds
26 letters
29 graphemes

The simple code: Set 1 and 2 sounds

Consonant sounds – stretchy

f	l	m	n	r	s	v	z	sh	th	ng
										nk

Consonant sounds – bouncy

b	c	d	g	h	j	p	qu	t	w	x	y	ch
	k											

Vowel sounds – bouncy

a	e	i	o	u	ay	ee	igh	ow
---	---	---	---	---	----	----	-----	----

Vowel sounds – stretchy

Vowel sounds – stretchy

oo	oo	ar	or	air	ir	ou	oy
----	----	----	----	-----	----	----	----

The complex code: Set 3 sounds

Consonant sounds

f	l	m	n	r	s	v	z	sh	th	ng
ff	ll	mm	nn	rr	ss	ve	zz	ti		nk
ph	le	mb	kn	wr	se		s	ci		
					c		se			
					ce					

b	c	d	g	h	j	p	qu	t	w	x	y	ch
bb	k	dd	gg		g	pp		tt	wh			tch
	ck				ge							
	ch				dge							

Vowel sounds

a	e	i	o	u	ay	ee	igh	ow
	ea				<u>a-e</u>	<u>e-e</u>	<u>i-e</u>	<u>o-e</u>
					ai	y	ie	oa
						ea	i	o
						e	y	

oo	oo	ar	or	air	ir	ou	oy	ire	ear	ure
<u>u-e</u>			oor	are	ur	ow	oi			
ue			ore		er					
ew			aw							
			au							

Speed Sounds Set 1

Consonant sounds – stretchy

f	l	m	n	r	s	v	z	sh	th	ng
										nk

Consonant sounds – bouncy

b	c	d	g	h	j	p	qu	t	w	x	y	ch
	k											

Vowel sounds – bouncy

a	e	i	o	u
---	---	---	---	---

Vowel sounds – stretchy

ay	ee	igh	ow
----	----	-----	----

Vowel sounds – stretchy

oo	oo	ar	or	air	ir	ou	oy
----	----	----	----	-----	----	----	----

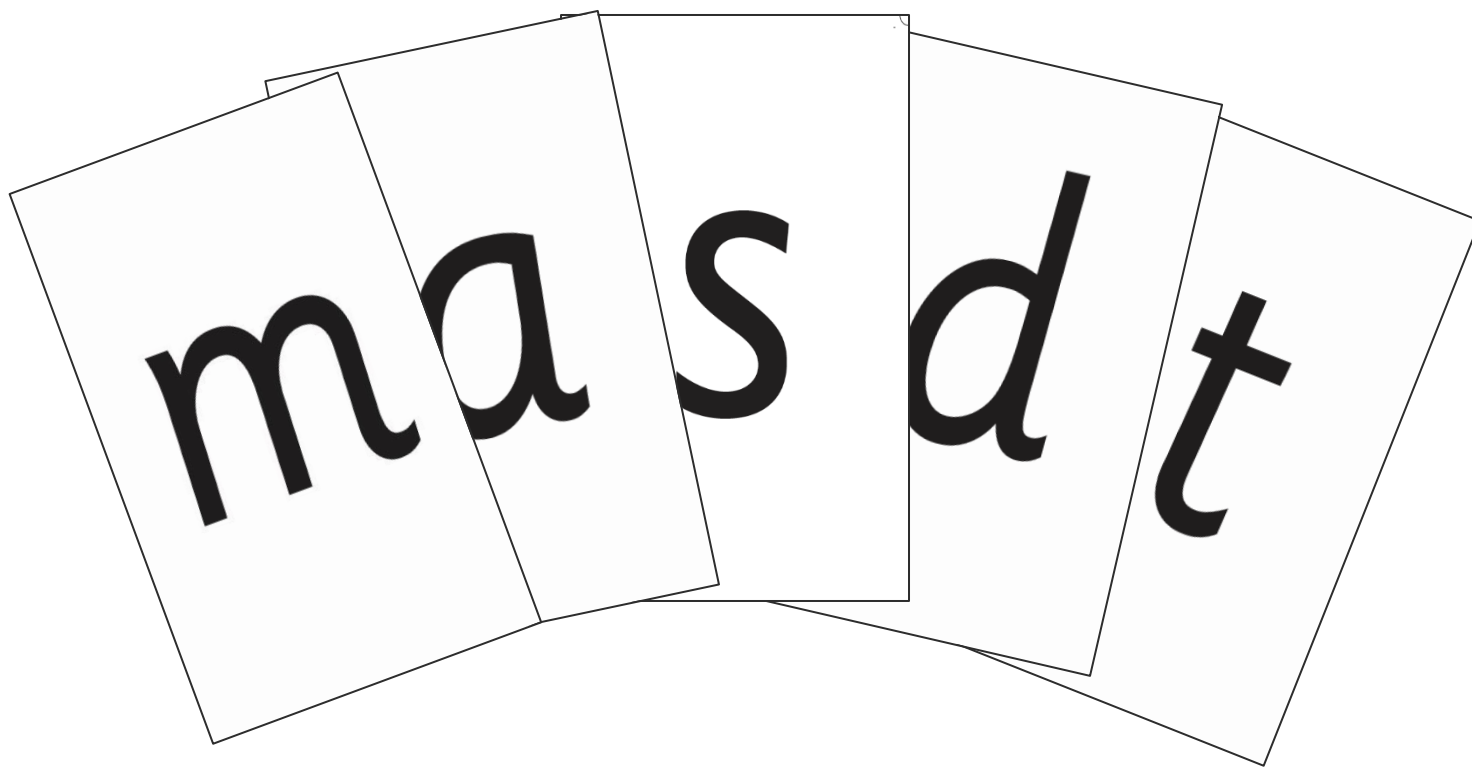
Pure Sounds (ruthmiskin.com)

Sound pronunciation guide

Name the pictures



Teach something new...review,
review review!



Speedy sounds + Fred =
decoding




+



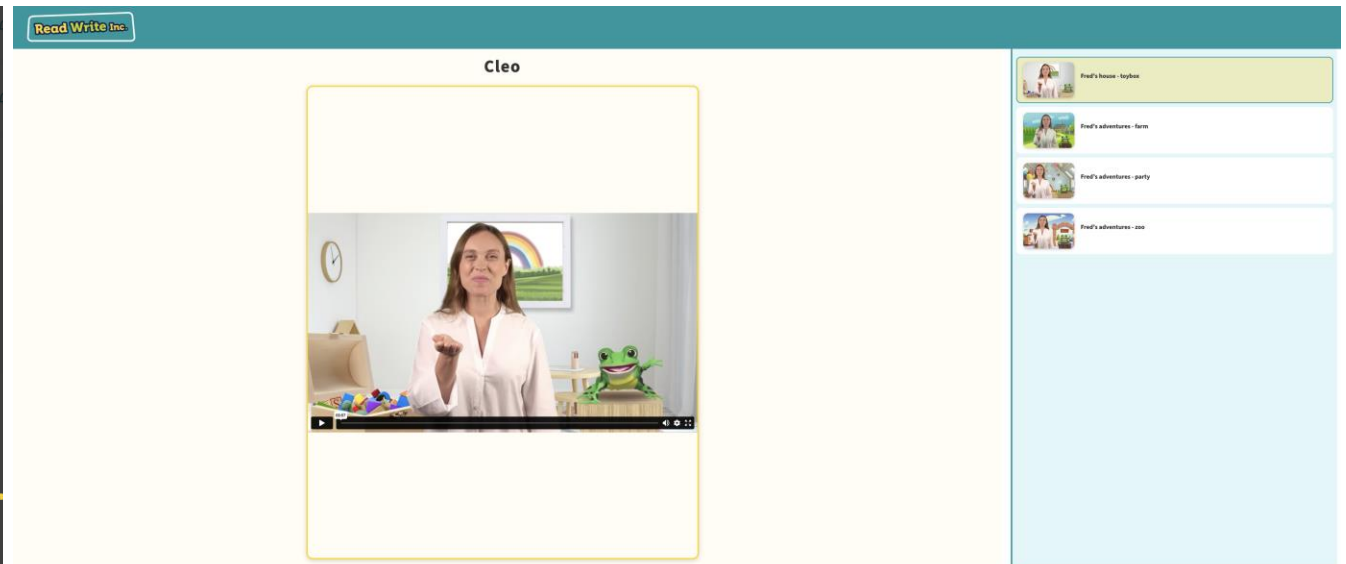
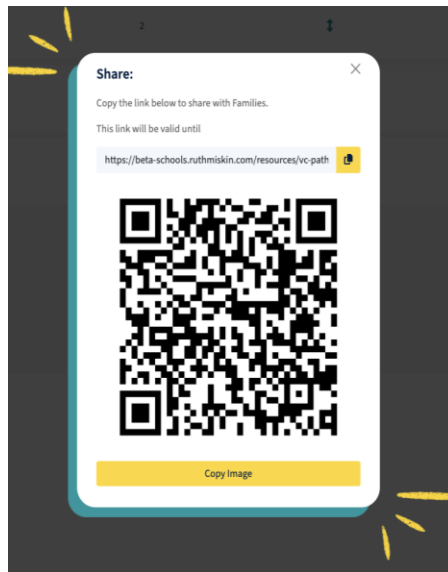
Virtual Classroom Set 1 sounds



Virtual Classroom Pinny time



Pupil pathways


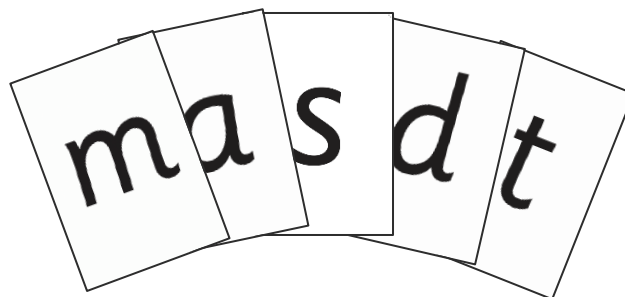


How do I use the Virtual Classroom?

1. Set aside 10 minutes to watch a film with your child each day.
2. Find a quiet space for your child to watch the film on a laptop or tablet.
3. Praise your child as they join in with the lesson – make it fun!

The more they practise using these films, the quicker they'll learn to read.

Practice at home




Teaching letter formation

This works best if your child practises for a short time every day.

1. Show the picture side and air-write as you say the phrase.
2. Ask your child to practise in the air with you.
3. Using a sharp pencil and sat at a table, encourage your child to have a go.
4. Praise your child for their efforts.

m Maisie, mountain, mountain
a round the apple, down the leaf
s slither down the snake
d round his bottom, up his tall neck and down to his feet
t down the tower, across the tower
i down the body, dot for the head
n down Nobby, over his net
p down the plait and over the pirate's face
g round her face, down her hair and give her a curl




What can I do?


1. Use pure sounds rather than letter names.
2. Teach the picture names.
3. Practise reading sounds speedily.
4. Watch the Virtual Classroom films together.
5. Use the handwriting phrases to practise writing.

Teaching a Set 1 sound



ruthmiskin.com


**Learning to read
at home**



Parents, carers and families

We support our schools to work in partnership with you at home. This includes books for home reading, information booklets and a Virtual Classroom with films for children to practise.

Using the Virtual Classroom



See how to support your child at home with our Virtual Classroom.

Films


These 17 films show you step by step how to teach children to read and write with Read Write Inc. Phonics.

If your child is in a school that teaches Read Write Inc. or if you have bought a parent pack, the films will help you and your child practise together at home.


If you have a question, please get in touch via our [Facebook](#) or [i](#) pages and subscribe to our [YouTube](#) channel.


Parent and carer films 17 Videos

- ▶ [How Read Write Inc. phonics works...](#) 2:47
- ▶ [Understanding how phonics wo...](#) 2:58
- ▶ [How to help your child learn th...](#) 2:45
- ▶ [What to expect from the phonic...](#) 1:52
- ▶ [Parents: how to listen to your c...](#) 2:25
- ▶ [Why read to your child?](#) 2:08
- ▶ [30 things to think about when...](#) 2:04



What is Read Write Inc. Phonics?



Watch on  [YouTube](#)

Home reading guidance documents

[Parent FAQs](#)

[Handwriting phrases](#)

[Fred Games](#)

[List of Read Write Inc. reading books](#)

Read Write Inc.

Online resources available

Ruth Miskin Families Page:

<https://www.ruthmiskin.com/parentsandcarers/>

Ruth Miskin Facebook:

<https://www.facebook.com/miskin.education>

Free e-books for home reading:

<http://www.oxfordowl.co.uk/Reading/>

Parents carers and families webpage



Any questions?





Teach a child to read and keep that child reading and we will change everything.

And I mean everything.

Jeanette Winterson